



EAST MEDINA COUNTY SPECIAL UTILITY DISTRICT  
P O BOX 628  
DEVINE, TEXAS 78016  
(830) 709-3879 FAX (830) 772-4082  
www.emcsud.dst.tx.us

Superintendent: Bruce A. Alexander / balexander@emcsud.dst.tx.us  
Business Manager: Lauren Evans / levans@emcsud.dst.tx.us

## **2023 CONSUMER CONFIDENCE REPORT FOR PUBLIC WATER SYTEM**

### **EAST MEDINA COUNTY SUD**

**UNIT 1, (1630010)**

**UNIT 2, (1630020)**

**UNIT 3, (1630030)**

***ANNUAL CONSUMER CONFIDENCE REPORTS  
ARE ALSO AVAILABLE ONLINE***

*The District's Annual Consumer Confidence Report for 2023 required by the TCEQ and the US EPA as part of the Safe Drinking Water Act is now available online. Please visit our website at <http://emcud.dst.tx.us/> to learn more about us.*

*The District is composed of three units. These units are noted on a map included with the report. Find the area of your residence and/or service and refer to the corresponding report.*

***This is your Water Quality Report for  
January 1 to December 31, 2023.***

*This is your Water Quality Report for  
January 1 to December 31, 2023.*

**EAST MEDINA COUNTY SUD UNIT 1 PROVIDES GROUND WATER FROM THE EDWARD'S  
AQUIFER LOCATED IN MEDINA COUNTY.**

This report is intended to provide you with important information about your drinking water and the efforts made by East Medina County SUD to provide safe drinking water and the efforts made by East Medina County SUD to provide safe drinking water.

For more information regarding this report contact:

Name : Lauren Evans, Business Manager

Phone: (830) 709-3879

Este reporte incluye información importante sobre el agua para tomar. Para asistencia en español, favor de llamar al telefono (830) 709-3879.

**Public Participation Opportunities**

**Date:** 3rd Tuesday of each month except in December (no meeting in December)

**Time:** 7:00 pm

**Phone number:** (830) 709-3879

**Location:** District Office  
16313 FM 471 S  
Devine, TX 78016

To learn about future public meetings (concerning your drinking water) or to request to schedule one, please call us.

**Definitions and Abbreviations**

The following table contains specific terms and measures, some of which may require explanation:

Action Level:	The concentration of a contaminant which, if exceeded triggers treatment or other requirements which a water system must follow.
Avg:	Regulatory compliance with some MCLs are based on running annual average of monthly samples.
Level 1 Assessment:	A Level 1 Assessment is a study of the water system to identify potential problems and determine (if possible) why total coliform bacteria have been found in our water system.
Level 2 Assessment:	A Level 2 Assessment is a very detailed study of the water system to identify potential problems and determine (if possible) why an E. coli MCL violation has occurred and/or why total coliform bacteria have been found in our water system on multiple occasions.
Maximum Contaminant Level or MCL:	The highest level of a contaminant that is allowed in drinking water. MCLs are set as close to the MCLGs as feasible using the best available treatment technology.
Maximum Contaminant Level Goal or MCLG:	The level of a contaminant in drinking water below which there is no known or expected risk to health. MCLGs allow for a margin of safety.
Maximum residual disinfectant level goal or MRDLG:	The level of a drinking water disinfectant below which there is no known or expected risk to health. MRDLGs do not reflect the benefits of the use of disinfectants to control microbial contaminants.
MFL	Million fibers per liter ( a measure of asbestos)
mrem:	Millirems per year ( a measure of radiation absorbed by the body)

na:	Not applicable
NTU:	Nephelometric turbidity units ( a measure of turbidity)
pCi/L:	picocuries per liter ( a measure of radioactivity)
ppb:	Micrograms per liter or parts per billion
ppm:	Milligrams per liter or parts per million
ppq:	Parts per quadrillion, or pictograms per liter (pg/L)
ppt:	Parts per trillion, or nanograms per liter (ng/L)
Treatment Technique or TT:	A required process intended to reduce the level of a contaminant in drinking water.

### Information about your Drinking Water

The sources of drinking water (both tap water and bottled water) include rivers, lakes, streams, ponds, reservoirs, springs, and wells. As water travels over the surface of the land or through the ground, it dissolves naturally-occurring minerals and, in some cases, radioactive material, and can pick up substances resulting from the presence of animals or from human activity.

Drinking water, including bottled water, may reasonably be expected to contain at least small amounts of some contaminants. The presence of contaminants does not necessarily indicate that water poses a health risk. More information about contaminants and potential health effects can be obtained by calling the EPAs Safe Drinking Water Hotline at (800) 426-4791.

Contaminants that may be present in source water include:

- Microbial contaminants, such as viruses and bacteria, which may come from sewage treatment plants, septic systems, agricultural livestock operations, and wildlife.
- Inorganic contaminants, such as salts and metals, which can be naturally-occurring or result from urban storm water runoff, industrial or domestic wastewater discharges, oil and gas production, mining, or farming.
- Pesticides and herbicides, which may come from a variety of sources such as agriculture, urban storm water runoff, and residential uses.
- Organic chemical contaminants, including synthetic and volatile organic chemicals, which are by-products of industrial processes and petroleum production, and can also come from gas stations, urban storm water runoff, and septic systems.
- Radioactive contaminants, which can be naturally-occurring or be the result of oil and gas production and mining activities.

In order to ensure that tap water is safe to drink, EPA prescribes regulations which limit the amount of certain contaminants in water provided by public water systems. FDA regulations establish limits for contaminants in bottled water which must provide the same protection for public health.

Contaminants may be found in drinking water that may cause taste, color, or odor problems. These types of problems are not necessarily causes for health concerns. For more information on taste, odor, or color of drinking water, please contact the system's business office.

**You may be more vulnerable than the general population to certain microbial contaminants, such as *Cryptosporidium*, in drinking water. Infants, some elderly, or immunocompromised persons such as those undergoing chemotherapy for cancer; persons who have undergone organ transplants; those who are undergoing treatment with steroids; and people with HIV/AIDS or other immune system disorders, can be particularly at risk from infections. You should seek advice about drinking water from your physician or health care providers. Additional guidelines on appropriate means to lessen the risk of infection by *Cryptosporidium* are available from the Safe Drinking Water Hotline (800-426-4791).**

If present, elevated levels of lead can cause serious health problems, especially for pregnant women and young children. Lead in drinking water is primarily from materials and components associated with service lines and home plumbing. We are responsible

## UNIT 1 (1630010) Map Color Pale Gray

for providing high quality drinking water, but we cannot control the variety of materials used in plumbing components. When your water has been sitting for several hours, you can minimize the potential for lead exposure by flushing your tap for 30 seconds to 2 minutes before using water for drinking or cooking. If you are concerned about lead in your water, you may wish to have your water tested. Information on lead in drinking water, testing methods, and steps you can take to minimize exposure is available from the Safe Drinking Water Hotline or at <http://www.epa.gov/safewater/lead>.

### Information about Source Water

TCEQ completed an assessment of your source water, and results indicate that some of our sources are susceptible to certain contaminants. The sampling requirements for your water system is based on this susceptibility and previous sample data. Any detections of these contaminants will be found in this Consumer Confidence Report. For more information on source water assessments and protection efforts at our system contact Bruce A. Alexander at (830) 709-3879.


Source Water Name	Type of Water	Report Status	Location
Edward's Aquifer Old Well	GW	Active	1 – CR 5701/South
Edward's Aquifer New Well	GW	Active	2 – CR 5701/North

Lead and Copper	Date Sampled	MCLG	Action Level (AL)	90th Percentile	# Sites Over AL	Units	Violation	Likely Source of Contamination
Copper	2023	1.3	1.3	0.152	0	ppm	N	Erosion of natural deposits; Leaching from wood preservatives; Corrosion of household plumbing systems.
Lead	2023	0	15	1.52	0	ppb	N	Corrosion of household plumbing systems; Erosion of natural deposits.

### 2023 Water Quality Test Results

Inorganic Contaminants	Collection Date	Highest Level Detected	Range of Individual Samples	MCLG	MCL	Units	Violation	Likely Source of Contamination
Barium	7/26/2022	0.0846	0.0846-0.0846	2	2	ppm	N	Discharge of drilling wastes; Discharge from metal refineries; Erosion of natural deposits.
Fluoride	2023	0.19	0.19-0.19	4	4.0	ppm	N	Erosion of natural deposits; Water additive which promotes strong teeth; Discharge from fertilizer and aluminum factories.
Nitrate [measured as Nitrogen]	2023	2	2.26 – 2.26	10	10	ppm	N	Runoff from fertilizer use; Leaching from septic tanks, sewage; Erosion of natural deposits.

# UNIT 1 (1630010) Map Color Pale Gray



## Disinfectant Residual –

Disinfectant Residual	Year	Average Level	Range of Levels	MRDL	MRDLG	Unit of Measure	Violation (Y/N)	Source in Drinking Water
Chlorine	2023	0.56	0.26-1.00	4	4	Ppm	N	Water additive used to control microbes.

**End of 2023 CCR for Unit 1 (1630010)**

## UNIT 2 (1630020) Map Color Medium Gray

*This is your Water Quality Report for  
January 1 to December 31, 2023.*

### **EAST MEDINA COUNTY SUD UNIT 2 PROVIDES GROUND WATER FROM THE EDWARD'S AQUIFER LOCATED IN MEDINA COUNTY.**

This report is intended to provide you with important information about your drinking water and the efforts made by East Medina County SUD to provide safe drinking water and the efforts made by East Medina County SUD to provide safe drinking water.

For more information regarding this report contact:

Name : Lauren Evans, Business Manager

Phone: (830) 709-3879

Este reporte incluye información importante sobre el agua para tomar. Para asistencia en español, favor de llamar al telefono (830) 709-3879.

#### **Public Participation Opportunities**

**Date:** 3rd Tuesday of each month except in December (no meeting in December)

**Time:** 7:00 pm

**Phone number:** (830) 709-3879

**Location:** District Office  
16313 FM 471 S  
Devine, TX 78016

To learn about future public meetings (concerning your drinking water) or to request to schedule one, please call us.

#### **Definitions and Abbreviations**

The following table contains specific terms and measures, some of which may require explanation:

Action Level:	The concentration of a contaminant which, if exceeded triggers treatment or other requirements which a water system must follow.
Avg:	Regulatory compliance with some MCLs are based on running annual average of monthly samples.
Level 1 Assessment:	A Level 1 Assessment is a study of the water system to identify potential problems and determine (if possible) why total coliform bacteria have been found in our water system.
Level 2 Assessment:	A Level 2 Assessment is a very detailed study of the water system to identify potential problems and determine (if possible) why an E. coli MCL violation has occurred and/or why total coliform bacteria have been found in our water system on multiple occasions.
Maximum Contaminant Level or MCL:	The highest level of a contaminant that is allowed in drinking water. MCLs are set as close to the MCLGs as feasible using the best available treatment technology.
Maximum Contaminant Level Goal or MCLG:	The level of a contaminant in drinking water below which there is no known or expected risk to health. MCLGs allow for a margin of safety.
Maximum residual disinfectant level goal or MRDLG:	The level of a drinking water disinfectant below which there is no known or expected risk to health. MRDLGs do not reflect the benefits of the use of disinfectants to control microbial contaminants.

## UNIT 2 (1630020) Map Color Medium Gray



MFL	Million fibers per liter ( a measure of asbestos)
mrem:	Millirems per year ( a measure of radiation absorbed by the body)
na:	Not applicable
NTU:	Nephelometric turbidity units ( a measure of turbidity)
pCi/L:	picocuries per liter ( a measure of radioactivity)
ppb:	Micrograms per liter or parts per billion
ppm:	Milligrams per liter or parts per million
ppq:	Parts per quadrillion, or pictograms per liter (pg/L)
ppt:	Parts per trillion, or nanograms per liter (ng/L)
Treatment Technique or TT:	A required process intended to reduce the level of a contaminant in drinking water.

### Information about your Drinking Water

The sources of drinking water (both tap water and bottled water) include rivers, lakes, streams, ponds, reservoirs, springs, and wells. As water travels over the surface of the land or through the ground, it dissolves naturally-occurring minerals and, in some cases, radioactive material, and can pick up substances resulting from the presence of animals or from human activity.

Drinking water, including bottled water, may reasonably be expected to contain at least small amounts of some contaminants. The presence of contaminants does not necessarily indicate that water poses a health risk. More information about contaminants and potential health effects can be obtained by calling the EPAs Safe Drinking Water Hotline at (800) 426-4791.

Contaminants that may be present in source water include:

- Microbial contaminants, such as viruses and bacteria, which may come from sewage treatment plants, septic systems, agricultural livestock operations, and wildlife.
- Inorganic contaminants, such as salts and metals, which can be naturally-occurring or result from urban storm water runoff, industrial or domestic wastewater discharges, oil and gas production, mining, or farming.
- Pesticides and herbicides, which may come from a variety of sources such as agriculture, urban storm water runoff, and residential uses.
- Organic chemical contaminants, including synthetic and volatile organic chemicals, which are by-products of industrial processes and petroleum production, and can also come from gas stations, urban storm water runoff, and septic systems.
- Radioactive contaminants, which can be naturally-occurring or be the result of oil and gas production and mining activities.

In order to ensure that tap water is safe to drink, EPA prescribes regulations which limit the amount of certain contaminants in water provided by public water systems. FDA regulations establish limits for contaminants in bottled water which must provide the same protection for public health.

Contaminants may be found in drinking water that may cause taste, color, or odor problems. These types of problems are not necessarily causes for health concerns. For more information on taste, odor, or color of drinking water, please contact the system's business office.

## UNIT 2 (1630020) Map Color Medium Gray

You may be more vulnerable than the general population to certain microbial contaminants, such as *Cryptosporidium*, in drinking water. Infants, some elderly, or immunocompromised persons such as those undergoing chemotherapy for cancer; persons who have undergone organ transplants; those who are undergoing treatment with steroids; and people with HIV/AIDS or other immune system disorders, can be particularly at risk from infections. You should seek advice about drinking water from your physician or health care providers. Additional guidelines on appropriate means to lessen the risk of infection by *Cryptosporidium* are available from the Safe Drinking Water Hotline (800-426-4791).

If present, elevated levels of lead can cause serious health problems, especially for pregnant women and young children. Lead in drinking water is primarily from materials and components associated with service lines and home plumbing. We are responsible for providing high quality drinking water, but we cannot control the variety of materials used in plumbing components. When your water has been sitting for several hours, you can minimize the potential for lead exposure by flushing your tap for 30 seconds to 2 minutes before using water for drinking or cooking. If you are concerned about lead in your water, you may wish to have your water tested. Information on lead in drinking water, testing methods, and steps you can take to minimize exposure is available from the Safe Drinking Water Hotline or at <http://www.epa.gov/safewater/lead>.

### Information about Source Water

TCEQ completed an assessment of your source water, and results indicate that some of our sources are susceptible to certain contaminants. The sampling requirements for your water system is based on this susceptibility and previous sample data. Any detections of these contaminants will be found in this Consumer Confidence Report. For more information on source water assessments and protection efforts at our system contact Bruce A. Alexander at 830-709-3879.

Source Water Name	Type of Water	Report Status	Location
Edward's Aquifer Old West Well	GW	Active	2 – CR 4516 West
Edward's Aquifer New East Well	GW	Active	2A – CR 4516 East

Lead and Copper	Date Sampled	MCLG	Action Level (AL)	90th Percentile	# Sites Over AL	Units	Violation	Likely Source of Contamination
Copper	2023	1.3	1.3	0.106	0	ppm	N	Erosion of natural deposits; Leaching from wood preservatives; Corrosion of household plumbing systems.

## 2023 Water Quality Test Results

Disinfection By-Products	Collection Date	Highest Level Detected	Range of Individual Samples	MCLG	MCL	Units	Violation	Likely Source of Contamination
Total Trihalomethanes (TTHM)	2023	1	1.1-1.1	No goal for the total	80	ppb	N	By-product of drinking water disinfection.

\*The value in the Highest Level or Average Detected column is the highest average of all TTHM sample results collected at a location over a year

Inorganic Contaminants	Collection Date	Highest Level Detected	Range of Individual Samples	MCLG	MCL	Units	Violation	Likely Source of Contamination
Barium	08/18/2021	0.044	0.044-0.044	2	2	ppm	N	Discharge of drilling wastes; Discharge from metal refineries; Erosion of natural deposits.
Fluoride	2023	0.16	0.16 – 0.16	4	4.0	ppm	N	Erosion of natural deposits; Water additive which promotes strong teeth; Discharge from fertilizer and aluminum factories.



**UNIT 2 (1630020) Map Color Medium Gray**



Nitrate [measured as Nitrogen]	2023	2	2.15 – 2.15	10	10	ppm	N	Runoff from fertilizer use; Leaching from septic tanks, sewage; Erosion of natural deposits.
--------------------------------	------	---	-------------	----	----	-----	---	--

**Disinfectant Residual**

Disinfectant Residual	Year	Average Level	Range of Levels	MRDL	MRDLG	Unit of Measure	Violation (Y/N)	Source in Drinking Water
Chlorine	2023	0.54	0.21-1.17	4	4	Ppm	N	Water additive used to control microbes.

**End of 2023 CCR for Unit 2 (1630020)**



*This is your Water Quality Report for  
January 1 to December 31, 2023.*

**EAST MEDINA COUNTY SUD UNIT 3 PROVIDES GROUND WATER FROM THE EDWARD'S  
AQUIFER LOCATED IN MEDINA COUNTY.**

This report is intended to provide you with important information about your drinking water and the efforts made by East Medina County SUD to provide safe drinking water and the efforts made by East Medina County SUD to provide safe drinking water.

For more information regarding this report contact:

Name : Lauren Evans, Business Manager

Phone: (830) 709-3879

Este reporte incluye información importante sobre el agua para tomar. Para asistencia en español, favor de llamar al telefono (830) 709-3879.

**Public Participation Opportunities**

**Date:** 3rd Tuesday of each month except in December (no meeting in December)

**Time:** 7:00 pm

**Phone number:** (830) 709-3879

**Location:** District Office  
16313 FM 471 S  
Devine, TX 78016

To learn about future public meetings (concerning your drinking water) or to request to schedule one, please call us.

**Definitions and Abbreviations**

The following table contains specific terms and measures, some of which may require explanation:

Action Level:	The concentration of a contaminant which, if exceeded triggers treatment or other requirements which a water system must follow.
Avg:	Regulatory compliance with some MCLs are based on running annual average of monthly samples.
Level 1 Assessment:	A Level 1 Assessment is a study of the water system to identify potential problems and determine (if possible) why total coliform bacteria have been found in our water system.
Level 2 Assessment:	A Level 2 Assessment is a very detailed study of the water system to identify potential problems and determine (if possible) why an E. coli MCL violation has occurred and/or why total coliform bacteria have been found in our water system on multiple occasions.
Maximum Contaminant Level or MCL:	The highest level of a contaminant that is allowed in drinking water. MCLs are set as close to the MCLGs as feasible using the best available treatment technology.
Maximum Contaminant Level Goal or MCLG:	The level of a contaminant in drinking water below which there is no known or expected risk to health. MCLGs allow for a margin of safety.
Maximum residual disinfectant level goal or MRDLG:	The level of a drinking water disinfectant below which there is no known or expected risk to health. MRDLGs do not reflect the benefits of the use of disinfectants to control microbial contaminants.

## UNIT 3 (1630030) Map Color Dark Gray



MFL	Million fibers per liter ( a measure of asbestos)
mrem:	Millirems per year ( a measure of radiation absorbed by the body)
na:	Not applicable
NTU:	Nephelometric turbidity units ( a measure of turbidity)
pCi/L:	picocuries per liter ( a measure of radioactivity)
ppb:	Micrograms per liter or parts per billion
ppm:	Milligrams per liter or parts per million
ppq:	Parts per quadrillion, or pictograms per liter (pg/L)
ppt:	Parts per trillion, or nanograms per liter (ng/L)
Treatment Technique or TT:	A required process intended to reduce the level of a contaminant in drinking water.

### Information about your Drinking Water

The sources of drinking water (both tap water and bottled water) include rivers, lakes, streams, ponds, reservoirs, springs, and wells. As water travels over the surface of the land or through the ground, it dissolves naturally-occurring minerals and, in some cases, radioactive material, and can pick up substances resulting from the presence of animals or from human activity.

Drinking water, including bottled water, may reasonably be expected to contain at least small amounts of some contaminants. The presence of contaminants does not necessarily indicate that water poses a health risk. More information about contaminants and potential health effects can be obtained by calling the EPAs Safe Drinking Water Hotline at (800) 426-4791.

Contaminants that may be present in source water include:

- Microbial contaminants, such as viruses and bacteria, which may come from sewage treatment plants, septic systems, agricultural livestock operations, and wildlife.
- Inorganic contaminants, such as salts and metals, which can be naturally-occurring or result from urban storm water runoff, industrial or domestic wastewater discharges, oil and gas production, mining, or farming.
- Pesticides and herbicides, which may come from a variety of sources such as agriculture, urban storm water runoff, and residential uses.
- Organic chemical contaminants, including synthetic and volatile organic chemicals, which are by-products of industrial processes and petroleum production, and can also come from gas stations, urban storm water runoff, and septic systems.
- Radioactive contaminants, which can be naturally-occurring or be the result of oil and gas production and mining activities.

In order to ensure that tap water is safe to drink, EPA prescribes regulations which limit the amount of certain contaminants in water provided by public water systems. FDA regulations establish limits for contaminants in bottled water which must provide the same protection for public health.

Contaminants may be found in drinking water that may cause taste, color, or odor problems. These types of problems are not necessarily causes for health concerns. For more information on taste, odor, or color of drinking water, please contact the system's business office.

## UNIT 3 (1630030) Map Color Dark Gray

You may be more vulnerable than the general population to certain microbial contaminants, such as *Cryptosporidium*, in drinking water. Infants, some elderly, or immunocompromised persons such as those undergoing chemotherapy for cancer; persons who have undergone organ transplants; those who are undergoing treatment with steroids; and people with HIV/AIDS or other immune system disorders, can be particularly at risk from infections. You should seek advice about drinking water from your physician or health care providers. Additional guidelines on appropriate means to lessen the risk of infection by *Cryptosporidium* are available from the Safe Drinking Water Hotline (800-426-4791).

If present, elevated levels of lead can cause serious health problems, especially for pregnant women and young children. Lead in drinking water is primarily from materials and components associated with service lines and home plumbing. We are responsible for providing high quality drinking water, but we cannot control the variety of materials used in plumbing components. When your water has been sitting for several hours, you can minimize the potential for lead exposure by flushing your tap for 30 seconds to 2 minutes before using water for drinking or cooking. If you are concerned about lead in your water, you may wish to have your water tested. Information on lead in drinking water, testing methods, and steps you can take to minimize exposure is available from the Safe Drinking Water Hotline or at <http://www.epa.gov/safewater/lead>.

### Information about Source Water

TCEQ completed an assessment of your source water, and results indicate that some of our sources are susceptible to certain contaminants. The sampling requirements for your water system is based on this susceptibility and previous sample data. Any detections of these contaminants will be found in this Consumer Confidence Report. For more information on source water assessments and protection efforts at our system contact Bruce A. Alexander at 830-709-3879.

Source Water Name	Type of Water	Report Status	Location
Edward's Aquifer West Well	GW	Active	1 – CR 5635 West
Edward's Aquifer East Well	GW	Active	2 – CR 5635 East

Lead and Copper	Date Sampled	MCLG	Action Level (AL)	90th Percentile	# Sites Over AL	Units	Violation	Likely Source of Contamination
Copper	8/26/2022	1.3	1.3	.036	0	ppm	N	Erosion of natural deposits; Leaching from wood preservatives; Corrosion of household plumbing

## 2023 Water Quality Test Results

Inorganic Contaminants	Collection Date	Highest Level Detected	Range of Individual Samples	MCLG	MCL	Units	Violation	Likely Source of Contamination
Barium	7/26/2022	.0598	.0598-.0598	2	2	ppm	N	Discharge of drilling wastes; Discharge from metal refineries; Erosion of natural deposits.
Fluoride	08/08/2021	0.21	0.21 - 0.21	4	4.0	ppm	N	Erosion of natural deposits; Water additive which promotes strong teeth; Discharge from fertilizer and
Nitrate [measured as Nitrogen]	2023	3	2.5 – 2.5	10	10	ppm	N	Runoff from fertilizer use; Leaching from septic tanks, sewage; Erosion of natural deposits.

Radioactive Contaminants	Collection Date	Highest Level Detected	Range of Individual Samples	MCLG	MCL	Units	Violation	Likely Source of Contamination
Combined Radium 226/228	08/18/2021	1.5	1.5 - 1.5	0	5	pCi/L	N	Erosion of natural deposits.

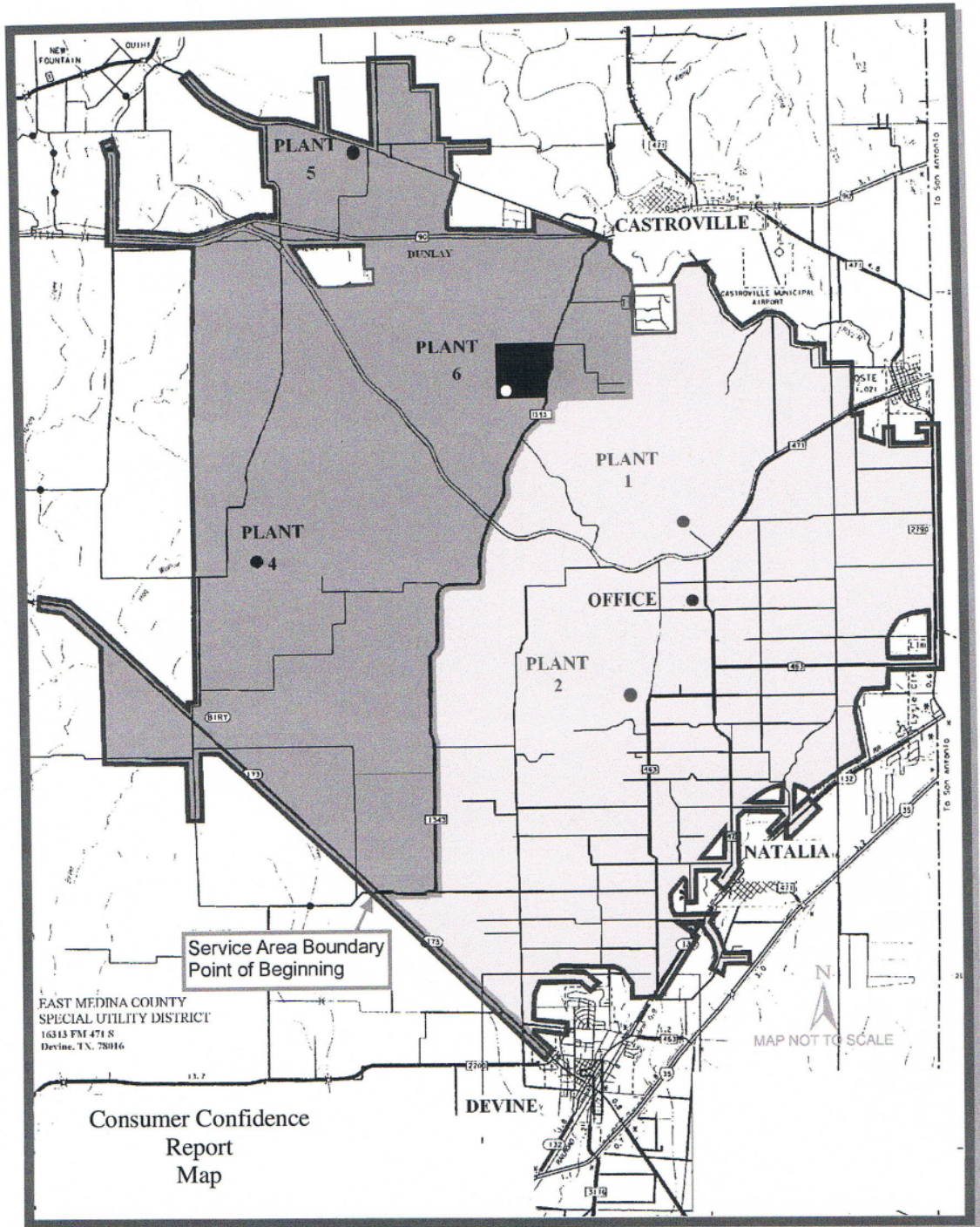
**UNIT 3 (1630030) Map Color Dark Gray**



**Disinfectant Residual**


Disinfectant Residual	Year	Average Level	Range of Levels	MRDL	MRDLG	Unit of Measure	Violation (Y/N)	Source in Drinking Water
Chlorine	2023	0.63	0.25-1.14	4	4	Ppm	N	Water additive used to control microbes.

**End of 2023 CCR for Unit 3 (1630030)**



EAST MEDINA COUNTY  
SPECIAL UTILITY DISTRICT  
16313 FM 471 S  
Devine, TX. 78016

**Consumer Confidence  
Report  
Map**



**UNIT 1 (1630010)**  
Map Color Pale Gray

Devine, Natalia, LaCoste, Lytle area. If you are not sure which plant services you, please call the office at (830) 709-3879.

**UNIT 2 (1630020)**  
Map Color Medium Gray

Hondo, Castroville, Biry, and Dunlay area. If you are not sure which plant services you, please call the office at (830) 709-3879.

**UNIT 3 (1630030)**  
Map Color Dark Gray

Cattleman's Crossing and Alsatian Heights. If you are not sure which plant services you, please call the office at (830) 709-3879.